

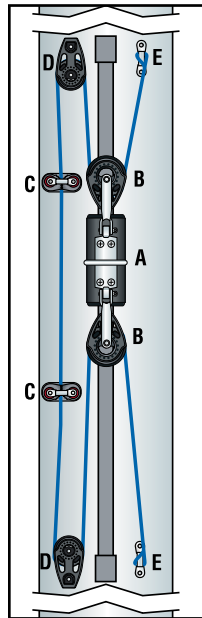
# Spinnaker Pole Handling & Halyards

Part numbers represent hardware most commonly used.

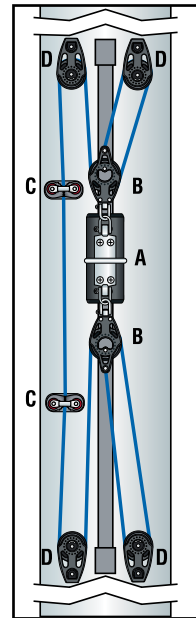
## Typical boat length:

Small Boat: 6.7 - 8.5 m (22 - 28')  
 Midrange: 8.8 - 10.4 m (29 - 34')  
 Big Boat: 10.7 - 12.8 m (35 - 42')

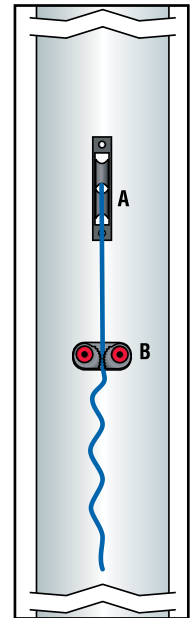
Diagram Ref.	Description	Small Boat Part No.	Midrange Part No.	Big Boat Part No.
<b>2:1 Spinnaker Pole</b>				
A	Spinnaker pole car	3188	3189	3097
B	Single	2146	2148	2148
C	Cam cleat	150	150	150
D	Cheek	350	2644	2644
E	Eyestraps	201	073	137
<b>3:1 Spinnaker Pole</b>				
A	Spinnaker pole car	3188	3189	3097
B	Single	2146	2149	2152
C	Cam cleat	150	150	150
D	Cheek	350	2644	2644
<b>Spinnaker Halyard through Spar</b>				
A	Exit block	089	134	—
B	Cam cleat	150	150	—
<b>Pole Launcher</b>				
A	Single	340	—	—
B	Single w/becket	341	—	—
C	Bullseye	237	—	—
D	Eyestraps	137	—	—



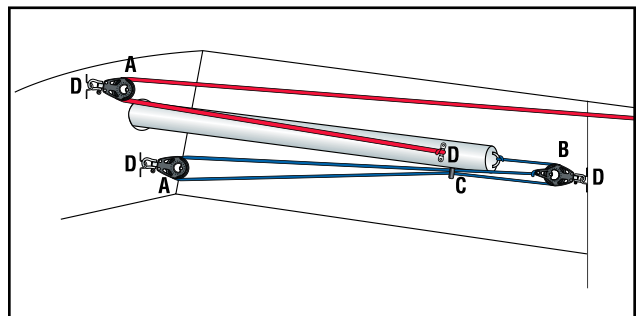
**2:1 Spinnaker Pole:** This system allows the inboard end of the pole to be moved under load. It features a continuous adjuster line and 2:1 controls.



**3:1 Spinnaker Pole:** This adjustable system features 3:1 controls for more power.



**Spinnaker Halyard through Spar:** Smaller offshore boats often mount a cam cleat below the spinnaker halyard exit so crew can jump the halyard and cleat it to the mast when setting the spinnaker. The cam also holds the line should the sail fill prematurely.



**Pole Launcher:** Many racing boats have asymmetrical spinnakers and retractable bowsprits. This system features a launcher line on top of the pole, with strong shockchord on the bottom to automatically retract the pole when the launcher line is uncleated.