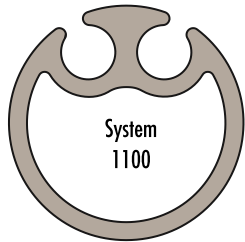


Ordering Information

System with Sta-Lok™ is designed to be easily installed on your existing standard wire headstay and turnbuckle. Complete kit includes Furler, Base Toggle/Link, Sta-Lok™ fitting, halyard restrainer and wire bearing liners**.

System without Sta-Lok™ is designed for rod or pre-swaged wire headstays that are typically assembled by a professional rigger. Kit includes Furler, Base Toggle/Link, halyard restrainer and wire bearing liners**.

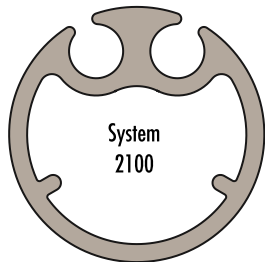


System 1100

Boats 27' to 31' (8.2-9.5m)
Built-in options in System 1100 allow for performance sailing: racing or cruising. Open, split drum makes conversion to full hoist headsails a snap. Round, twin groove extrusions allow for easy sail changes, or carrying dual "wing-on-wing" headsails downwind.

System 1100

Length:	43' (13m) provided system length
Extrusions:	(6) 6' (2m) round, twin groove accepts #6 (3/16", 5mm) luff tape
Bearings:	3/8" (9.5mm) Torlon™. (34 in double race upper swivel, 34 in double race drum)
Drum Design:	Open/split 3-1/8" (79mm) dia.
Line Capacity:	50' (15.3m) 1/4" (6mm), 38' (11.6m) 5/6" (8mm)
Shipping Weight*:	25 lbs. (12kg) packaged furler, 36 lbs. (17kg) packaged extrusions

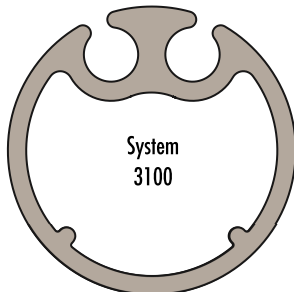


System 2100

Boats 30' to 42' (9.1-12.8m)
Designed to perform, built to last, System 2100 builds upon our 1100 System features with a robust bearing package for low friction, low maintenance furling for larger cruising boats. 126 tough Torlon™ bearings ride in specially shaped round races for maximum contact area.

System 2100

Length:	49' 3" (15m) provided system length
Extrusions:	(7) 6'(2m) round, twin groove accepts #6(3/16",5mm) luff tape
Bearings:	3/8" (9.5mm) Torlon™. (63 in triple race upper swivel, 63 in triple race drum)
Drum Design:	Open/split 3-1/2" (89mm) dia.
Line Capacity:	70' (21.4m) 5/16" (8mm), 50' (15.2m) 7/16" (12mm)
Shipping Weight*:	28 lbs. (13kg) packaged furler, 38 lbs. (18kg) packaged extrusions

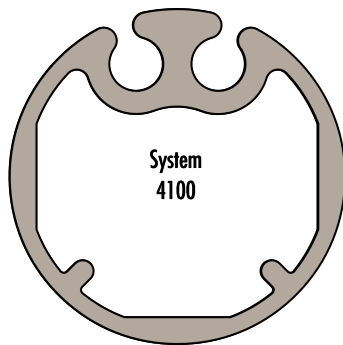


System 3100

Boats 41' to 55' (12.5-16.8m)
Large diameter drum in System 3100 increases the power to reef large headsails in heavy winds. Low-friction bearing inserts eliminate metal-to-metal headstay contact for less noise and easier turning. Stainless heli-coil inserts insure that you'll be able to take the furler apart, even after years in salt water.

System 3100

Length:	64' 7.5" (19.7m) provided system length
Extrusions:	(8) 7' (2.13m) round, twin groove accepts #6(3/16",5mm) luff tape
Bearings:	3/8" (9.5mm) Torlon™, (78 in triple race upper swivel, 78 in triple race drum)
Drum Design:	Open/split 4-3/8" (111mm) dia.
Line Capacity:	90' (27.4m) 3/8" (10mm), 65' (19.8m) 7/16" (12mm)
Shipping Weight*:	43 lbs. (20kg) packaged furler, 67 lbs. (31kg) packaged extrusions



System 4100

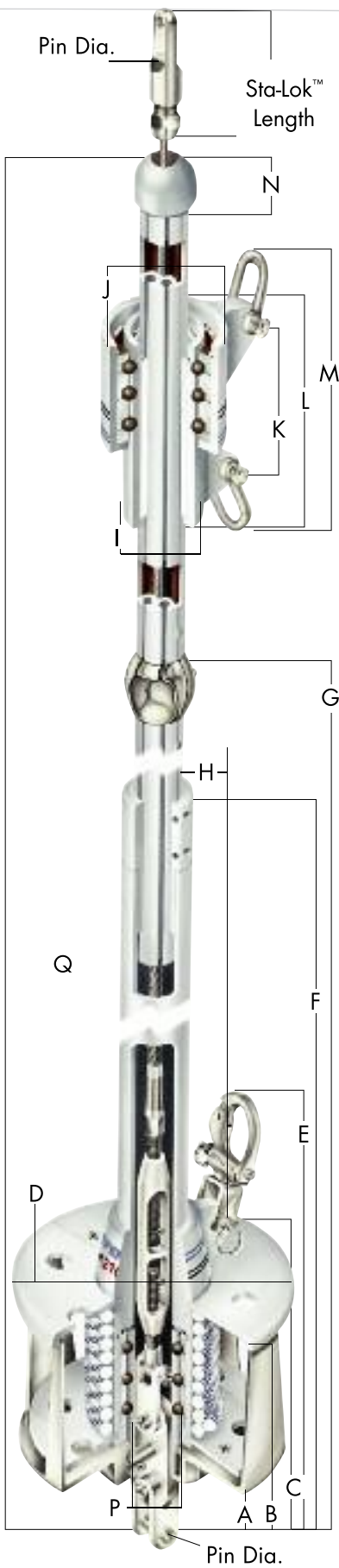
Boats 54' to 65' (16.5-19.8m)
Our largest furler, System 4100 has the engineered-in strength to handle nearly the heaviest furling loads. Huge, 1/2" Torlon™ bearings are combined with a powerful, large diameter drum to provide efficient, rugged furling for the largest headsails. This tough, winchable design is an affordable alternative to the high costs associated with hydraulic or electric systems.

System 4100

Length:	78 9-1/4" (24m) provided system length
Extrusions:	(10) 7' (2.13m) round, twin groove accepts #6 (3/16",5mm) luff tape
Bearings:	1/2" (13mm) Torlon™, (78 in triple race upper swivel, 78 in triple race drum)
Drum Design:	Open/split 6" dia.
Line Capacity:	130' (39.6m) 7/16" (12mm), 98' (29.9m) 1/2" (13mm)
Shipping Weight*:	72 lbs. (33kg) pkgd. furler, 65 lbs. (30kg), & 20 lbs. (10kg) pkgd. extrusions

**Includes all shipping material

All extrusions shown full size.



Ordering Chart: System 1100, 2100, 3100, & 4100

	System Sta-Lok	Without Sta-Lok	Boat Size	Wire Dia.	Pin Dia.	Rod Size	Sta-Lok Length	System Length
System 1100	1100-01	1100-44	27'-31" (8.2-9.5m)	3/16" (5mm)	3/8" (9.5mm)	-4 (4.37mm)	2-1/8" (54mm)	43' (13m)
	1100-02	1100-55	27'-31" (8.2-9.5m)	7/32" (5.5mm)	7/16" (12mm)	-6 (5.03mm)	2-1/2" (64mm)	43' (13m)
	1100-03	1100-66	27'-31" (8.2-9.5m)	1/4" (6mm)	1/2" (13mm)	-8 (5.72mm)	2-9/16" (65mm)	43' (13m)
	1100-04*	(use 1100-66*)	27'-31" (8.2-9.5m)	9/32" (7mm)	1/2" (13mm)	-10 (6.35mm)	3" (76mm)	43' (13m)
System 2100	2100-01	2100-44	30'-42" (9.1-12.8m)	1/4" (6mm)	1/2" (13mm)	-8 (5.72mm)	2-9/16" (65mm)	49', 3" (15m)
	2100-02	(use 2100-44)	30'-42" (9.1-12.8m)	9/32" (7mm)	1/2" (13mm)	-10 (6.35mm)	3" (76mm)	49', 3" (15m)
	2100-03	2100-55	30'-42" (9.1-12.8m)	5/16" (8mm)	5/8" (16mm)	-12 (7.14mm)	3-1/4" (83mm)	49', 3" (15m)
	2100-04*	(use 2100-55*)	30'-42" (9.1-12.8m)	3/8" (10mm)	5/8" (16mm)	-17 (8.38mm)	3-3/4" 49', 3" (95mm)	(15m)
System 3100	3100-01	3100-44	41'-55" (12.5-16.8m)	5/16" (8mm)	5/8" (16mm)	-12 (7.14mm)	3-1/4" (83mm)	64', 7 1/2" (19.7m)
	3100-02	(use 3100-44)	41'-55" (12.5-16.8m)	3/8" (10mm)	5/8" (16mm)	-17 (8.38mm)	3-3/4" (95mm)	64', 7 1/2" (19.7m)
	3100-03	3100-55	41'-55" (12.5-16.8m)	7/16" (11mm)	3/4" (19mm)	-22 (9.53mm)	3-3/4" (95mm)	64', 7 1/2" (19.7m)
	3100-04	3100-66	41'-55" (12.5-16.8m)	1/2" (12.7mm)	7/8" (22mm)	-22 (9.53mm)	4-5/8" (118mm)	64', 7 1/2" (19.7m)
System 4100	4100-01	4100-44	54'-65" (16.5-19.8m)	7/16" (12mm)	3/4" (19mm)	-30 (11.1mm)	4-5/8" (118mm)	78' 9-1/4" (24m)
	4100-02	4100-55	54'-65" (16.5-19.8m)	1/2" (12.7mm)	7/8" (22mm)	-30 (11.1mm)	4-5/8" (118mm)	78' 9-1/4" (24m)
	4100-03	(use 4100-55)	54'-65" (16.5-19.8m)	9/16" (14.2mm)	7/8" (22mm)	-40 (12.7mm)	5-1/2" (140mm)	78' 9-1/4" (24m)

Care must be taken when ordering furling systems with long toggle/links. The standard systems come with the standard toggle/link automatically. If a long toggle/link is required, order the generic system with no toggle, i.e., the 1100, 2100 or the 3100 and then order the appropriate long toggle/link.

Dimensional Chart:

	System 1100	System 2100	System 3100	System 4100
A	3-1/4" (83mm)	3-3/4" (95mm)	4-3/4" (121mm)	6" (152mm)
B	7-1/2" (190mm)	8-5/8" (219mm)	10-1/8" (257mm)	14" (356mm)
C	8-11/16" (221mm)	10" (254mm)	11-13/16" (300mm)	16-1/2" (419mm)
D	6-3/4" (171mm)	8-1/4" (210mm)	11-1/8" (283mm)	14" (356mm)
E	11-1/8" (283mm)	13" (330mm)	15-7/8" (403mm)	18-1/2" (470mm)
F	27-1/8" (689mm)	29-5/8" (752mm)	41-1/4" (1.05m)	43-1/2" (1.10m)
G	47-1/2" (1.20m)	50" (1.27m)	60-1/2" (1.54m)	62-1/4" (1.58m)
H	1-3/16" (30mm)	1-1/2" (38mm)	1-1/2" (38mm)	2-1/2" (64mm)
I	2" (51mm)	2-1/2" (64mm)	2-1/2" (64mm)	2-3/4" (70mm)
J	3-1/8" (79mm)	3-11/16" (94mm)	4-3/8" (111mm)	5-1/8" (130mm)
K	3-11/16" (94mm)	4-3/8" (111mm)	4-3/8" (111mm)	5" (127mm)
L	5-3/16" (132mm)	6-1/4" (159mm)	6-5/8" (168mm)	8" (203mm)
M	6" (153mm)	7-1/4" (184mm)	7-3/4" (197mm)	9-1/2" (241mm)
N	1-1/8" (29mm)	1-1/4" (32mm)	2-7/16" (62mm)	2-3/4" (70mm)
O	43' (13m)	49', 3" (15m)	64', 7-1/2" (19.7m)	78', 9-1/4" (24m)
P	1-5/8" (41mm)	2" (51mm)	2-5/8" (67mm)	3-1/2" (89mm)

Rod Information

All Schaefer furling systems are easily adaptable to rod headstays. Extrusions can be installed after rod is shortened and re-headed.

System 1100

Extrusions pass up to a 1/2" (13mm) dia. nose
Joints accept -4, -6, & -8 rod

System 2100

Extrusions pass up to a 5/8" (16mm) dia. nose
Joints accept -8, -10, & -12 rod

System 3100

Extrusions pass up to a 3/4" (19mm) dia. nose
Joints accept -12, -17, -22 & -30 rod

System 4100

Extrusions pass up to a 3/4" (25mm) dia. nose
Joints accept -22, -30, & -40 rod as well as up to 14mm Dyform

- Boat sizes are approximate for typical wire/pin combinations
- Wire size and pin diameter are critical sizing/ordering dimensions
- All Schaefer Furlers are easily adaptable to wire or rod headstays
- Additional extrusions may be ordered for custom length systems
- Custom Sta-Lok™ and base toggle/link combinations available



Long Integral Toggle Links

Replaces Schaefer standard, integral toggle link to raise bottom drum assembly off deck.

	Item	Pin Dia	Drum Height	Overall Pin/Pin	Additional From Std. *	W	T	Weight
1100	1100-24	3/8" (10mm)	9-1/4" (235mm)	10-1/8" (257mm)	6" (152mm)	1-1/2" (38mm)	1/4" (6mm)	1 lb. 5.8 oz. (618g)
	1100-23	7/16" (11mm)	9-1/4" (235mm)	10-1/8" (257mm)	6" (152mm)	1-1/2" (38mm)	1/4" (6mm)	1 lb. 5.8 oz. (618g)
	1100-22	1/2" (13mm)	9-1/4" (235mm)	10-1/8" (257mm)	6" (152mm)	1-1/2" (38mm)	1/4" (6mm)	1 lb. 5.8 oz. (618g)
2100	2100-24	1/2" (13mm)	11-1/4" (286mm)	12-1/8" (309mm)	7-1/2" (190mm)	1-1/2" (38mm)	1/2" (13mm)	2 lbs. 15 oz. (1.33 kg)
	2100-22	5/8" (16mm)	11-1/4" (286mm)	12-1/8" (309mm)	7-1/2" (190mm)	1-1/2" (38mm)	1/2" (13mm)	2 lbs. 15 oz. (1.33 kg)
3100	3100-22	5/8" (16mm)	13-3/4" (350mm)	15" (382mm)	9" (229mm)	2" (51mm)	1/2" (13mm)	5 lbs. 5.4 oz. (2.42 kg)
	3100-24	3/4" (19mm)	13-3/4" (350mm)	15" (382mm)	9" (229mm)	2" (51mm)	1/2" (13mm)	5 lbs. 5.4 oz. (2.42 kg)
	3100-28	7/8" (22mm)	13-3/4" (350mm)	15" (382mm)	9" (229mm)	2" (51mm)	5/8" (16mm)	6 lbs. (2.73 kg)

*Represents additional length over Schaefer Standard Integral Toggle Length.

**Custom Long, Integral Toggle Links available for System 4100.

Extrusion Extension Kits

Tall rigs may require an additional extrusion for headstay lengths greater than our standard lengths. Kit includes one full length extrusion, one torque joint for connection of extrusions, bearing liners, and rivets.




	Item	Description	L	Weight
1100	1100-10	System 1100 Extension Kit	6 (2m)	3 lbs. 10 oz. (1.63kg)
2100	2100-10	System 2100 Extension Kit	6 (2m)	3 lbs. 11 oz. (1.67kg)
3100	3100-10	System 3100 Extension Kit	7 (2.13m)	5 lbs. (2.28kg)
4100	4100-10	System 4100 Extension Kit	7 (2.13m)	6 lbs. 11 oz. (3.02kg)

Halyard Restrainers

Schaefer's Halyard Restrainers eliminate the possibility of halyard wrap by simply deflecting the halyard away from your headstay.



32-80



78-74
78-75



76-30

Sail Pre-Feeder

Compatible with all systems, our Pre-Feeder allows easy sail hoisting whether racing or sailing shorthanded. Use with #5 - #8 Luff Tapes. W = 2oz.

Item	Descrp.	Mast Radius	Const.	Sheave Dia.	Max Line/Wire	L	W	SWL	Weight
78-74	Halyard Restrainer**	1-3/8" (35 mm)	Stainless	---	3/8" wire (9mm)	7/8" (22mm)	1-3/16" (30mm)	750 lbs. (340kg)	2 oz. (57g)
78-75	Halyard Restrainer**	3" (76mm)	Stainless	---	5/8" wire (16mm)	2" (51mm)	2-3/4" (70mm)	2000 lbs. (907kg)	4 oz. (113g)
32-80	Restrainer Block*	3" (76mm)	Stainless/Aluminum	1-7/16" (36mm)	1/2" (12mm) 3/16" (5mm)	2-5/16" (59mm)	1-1/4" (57mm)	2000 lbs. (907kg)	4.5 oz. (128g)

*Secured with four #10 RH machine screws tapped into the spar section, Schaefer's halyard restrainers are designed to accept a maximum 15° entry and 45° exit angle. **Secured with two #10RH Machine Screws.