

13 mm Micro: CB Track & Accessories

Track

Track comes in low- and high-beam configurations, and is predrilled with holes for mounting fasteners.

Endstops

Endstops absorb shock loads. Use the built-in groove to deadend 2:1 control line. Sold in pairs. Fasteners not included.

Splice Links

Splice links join track and keep it aligned during installation.

Curved Track

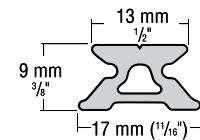
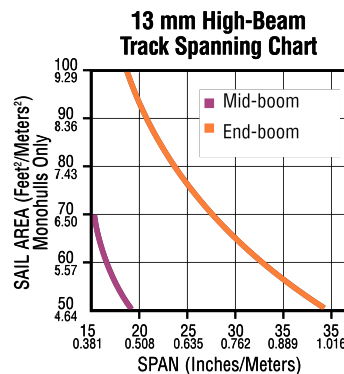
Harken will bend track to your specifications. See page 147.



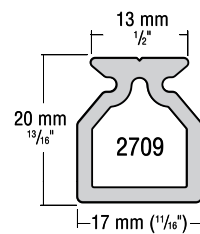
2706 2710
LINE-SHEDDING ENDSTOPS



2711
SPLICE LINKS



2707



2709



Finn © US Sailing Team Sperry/Will Ricketson

Track bending		
Track	Minimum radius	
	in	m
2707	60	1.52
2709	60	1.52

Fastener hole distance from track end		
Track	in	mm
2707	1	25
2709	1 ¹⁵ / ₁₆	50

Part No.	Description	Length		Hole spacing		Weight		Fasteners (FH)		Line-shedding endstop‡	Splice link
		ft/in	m	in	mm	oz	g	in	mm		
Metric Track											
2707.600mm	Low-beam	2'	.6	1 ³¹ / ₃₂	50	4.6	129	#8	4 mm	2706	2711
2707.1m	Low-beam	3'3"	1	1 ³¹ / ₃₂	50	7.6	214	#8	4 mm	2706	2711
2707.1.2m	Low-beam	3'11"	1.2	1 ³¹ / ₃₂	50	9	257	#8	4 mm	2706	2711
2707.2m	Low-beam	6'7"	2	1 ³¹ / ₃₂	50	15.1	429	#8	4 mm	2706	2711
2707.2.5m	Low-beam	8'2"	2.5	1 ³¹ / ₃₂	50	18.9	536	#8	4 mm	2706	2711
2709.1m	High-beam	3'3"	1	3 ¹⁵ / ₁₆	100	13.2	375	#8	4 mm	2710	—
2709.1.2m	High-beam	3'11"	1.2	3 ¹⁵ / ₁₆	100	15.8	449	#8	4 mm	2710	—
2709.2m	High-beam	6'7"	2	3 ¹⁵ / ₁₆	100	26.4	749	#8	4 mm	2710	—

‡Sold in pairs.