

System AA

Typical boat size:

Monohulls: length to 11.3 m (37');
mainsail area under 32 m² (350 ft²)

Multihulls: length to 9.1 m (30');
mainsail area under 26 m² (275 ft²)

About CB and slider Battcar systems: See feature pages at beginning of this section.



Patented wire retaining clips keep balls captive, making cars easy to load and maintain.



Threaded stud and toggle design handles twisting and angled loads for quick hoisting and dousing.




3813

Kazahaya, Parig 30, Alessandro Comuzzi architect © Alessandro Comuzzi



Cars are easily removed from the track by freeing the screwpin endstop and sliding them off.



3815



3814



3816

Part No.	Description	Length		Width		Weight		Max headboard thickness		Maximum working load	
		in	mm	in	mm	oz	g	in	mm	lb	kg
Typical Boat Length: monohulls to 11.3 m (37'); multihulls to 9.1 m (30')											
3813	CB headboard car assembly	5 ⁹ / ₁₆	132	1 ⁹ / ₁₆	40	6.7	188	1/2	12	440	200
3814	Slider intermediate car	1 ³ / ₄	44	1	25	0.5	15	—	—	130	59
3815	CB intermediate car	2 ⁹ / ₁₆	56	1 ⁹ / ₁₆	40	1.7	48	—	—	130	59
3816	CB Battcar/10 mm stud**	2 ⁹ / ₁₆	56	1 ⁹ / ₁₆	40	3	85	—	—	220	100

See page 35 for replacement balls. **Batten receptacle not included.

System AA

About CB and slider Battcar systems: See feature pages at beginning of this section.

Mast Track: Slug Mount

3817 track mounts to mast using a unique slug system that allows mast-up installation.

Part No.	Description	Length		Weight		Fastener spacing		Fastening method
		in	m	oz/ft	g/m	in	mm	
3817	Slug-mount track	80 $\frac{3}{4}$	2.05	2.84	264	3 $\frac{9}{16}$	100	Mounting slugs

Traveler Track: Drill/Tap

For masts without internal sail track, attach 2707 Micro traveler track by drilling and tapping the spar. Join track sections with splice links. Order one per track joint. Order one low-beam endstop (sold in pairs).

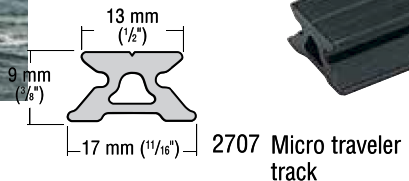
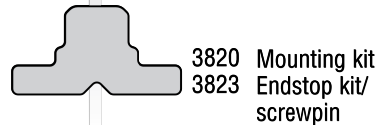
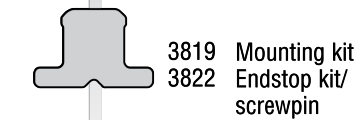
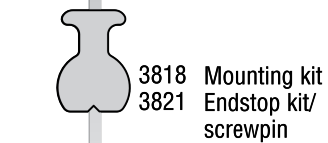
Part No.	Description	Splice link	Endstop	Ordering information	Fastening method
2707	Micro track	2711	2706	page 120	Drilling and tapping



Pogo 30, 9.14 m (30'), Structures, Finot-Conq © Andreas Lindlahr

Mainsail luff length		Number of 3817 track sections
ft*	m*	
19'7" - 26'3"	5.98 - 8.00	4
26'4" - 33'	8.03 - 10.06	5
33'1" - 39'9"	10.08 - 12.11	6
39'10" - 46'5"	12.13 - 14.16	7

*Track extends above sail luff. Using screwpin endstop kits will increase lengths.



Mounting Kits and Endstops

Mounting kit slugs are available for flat or round mast grooves. Order one kit per track section.

Use screwpin endstop to easily remove cars and mainsail. Order one kit.

MOUNTING KIT



3818
3819
3820

MICRO TRACK ENDSTOP KIT/SCREWPIN



3837

ENDSTOP KIT/SCREWPIN



3821
3822
3823

Track Mounting Kits: Slug Mount*

Part No.	Description	Mounting slug				Connector slug				Fits flat mast groove gap					
		Length in	mm	Weight oz	g	Mounting slugs/kit	Length in	mm	Weight oz	g	Connector slugs/kit	Min in	mm	Max in	mm
3818	Round mast groove	$\frac{3}{4}$	19	.14	4	19	2 $\frac{5}{8}$	67	.54	15	1	—	—	—	—
3819	Flat mast groove	$\frac{3}{4}$	19	.17	5	19	2 $\frac{5}{8}$	67	.60	17	1	$\frac{5}{16}$	8	$\frac{7}{16}$	11
3820	Wide flat mast groove	$\frac{3}{4}$	19	.25	6	19	2 $\frac{5}{8}$	67	.94	23	1	$\frac{7}{16}$	11	$\frac{1}{2}$	13

Endstop Kits: Slug Mount & Drill/Tap*

Part No.	Description	Track end length		Weight		Mounting slugs/kit
		in	mm	oz	g	
3821	Round mast groove/screwpin	6	152	2.4	70	2
3822	Flat mast groove/screwpin	6	152	2.4	70	2
3823	Wide flat mast groove/screwpin	6	152	2.4	70	2
3837	Micro track/screwpin	6	152	2.2	62	—

*Includes M4 x .7 x 20 or 25 mm fasteners.