



4. Hatches & Portlights

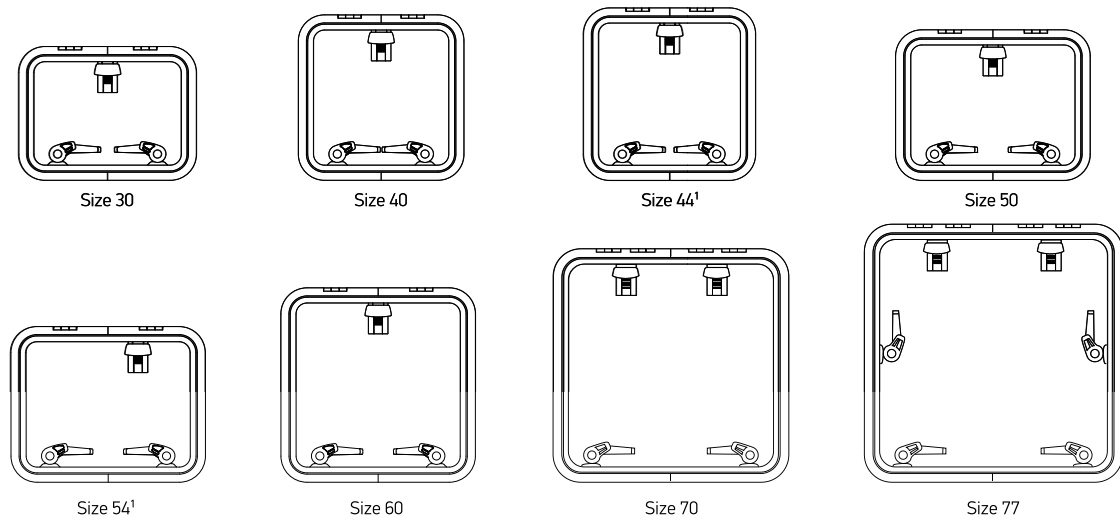
On yachts, the Medium Profile has thicker acrylic for strength and durability. It features easy acrylic replacement. All while the Medium Profile Hatch.

Designed from on deck if it is not locked in the open position up to 95°.

Resistance to salt water corrosion.

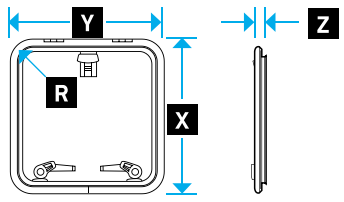
As well as modern styling.

Visit www.lewmar.com

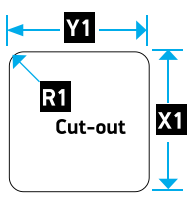


¹ Minimum size for ISO 9094 escape hatches

Medium Profile Hatch Dimensions



Medium Profile Hatch Cut-out



Maintenance

Acrylic or seal can be replaced by sliding the two halves of the frame apart.

Please refer to website for part number

PART NUMBER	Size	LOWER FRAME FLANGE		OVERALL DIMENSIONS								CUT-OUT DIMENSIONS CHANGE IF TRIMKITS ARE USED						HATCH WEIGHT		ACRYLIC WINDOW THICKNESS	
				X		Y		Z		R		X1		Y1		R1		kg	lb	mm	in
		mm	in	mm	in	mm	in	mm	in	mm	in	mm	in	mm	in	mm	in				
39930020	30	15	9/16	398	15 5/8	528	20 3/4	32	1 1/4	78	3 1/16	327	12 7/8	457	18	42.5	1 11/16	5	11.1	12	1/2
39940020	40	15	9/16	492	19 3/8	492	19 3/8	32	1 1/4	78	3 1/16	421	16 9/16	421	16 9/16	42.5	1 11/16	5.9	13	12	1/2
39944020	44	15	9/16	513	20 3/16	513	20 3/16	32	1 1/4	78	3 1/16	442	17 3/8	442	17 3/8	42.5	1 11/16	6.4	14.1	12	1/2
39950020	50	15	9/16	448	17 5/8	578	22 3/4	32	1 1/4	78	3 1/16	377	14 13/16	507	19 15/16	42.5	1 11/16	6.3	13.9	12	1/2
39954020	54	15	9/16	463	18 1/4	578	22 3/4	32	1 1/4	78	3 1/16	392	15 7/16	507	19 15/16	42.5	1 11/16	6.5	14.3	12	1/2
39960020	60	15	9/16	578	22 3/4	578	22 3/4	32	1 1/4	78	3 1/16	507	19 15/16	507	19 15/16	42.5	1 11/16	7.8	17.2	12	1/2
39970020	70	15	9/16	698	27 1/2	698	27 1/2	32	1 1/4	78	3 1/16	627	24 11/16	627	24 11/16	42.5	1 11/16	10.6	23.4	12	1/2
39977020	77	15	9/16	770	30 5/16	770	30 5/16	32	1 1/4	78	3 1/16	699	27 1/2	699	27 1/2	42.5	1 11/16	12.7	28	12	1/2