



## 4. Hatches & Portlights

change, the Standard Portlight  
with use and install.

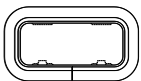
between inner and outer  
lined into the outer frame

all PVC tape

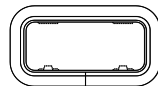
com

sizes 4L and 4R)

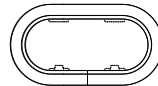
www.lewmar.com



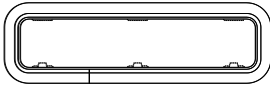
Size 0



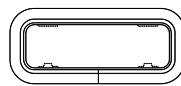
Size 1



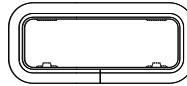
Size 1RE



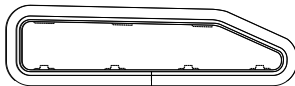
Size 2



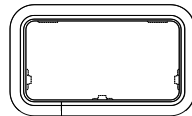
Size 3



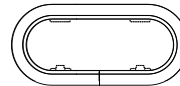
Size 4



Size 4R



Size 5



Size 7RE

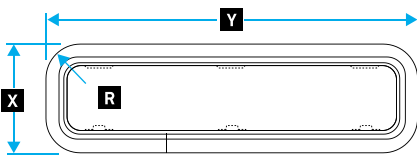


Optional twist  
handle, contact your  
Lewmar representative  
for part numbers

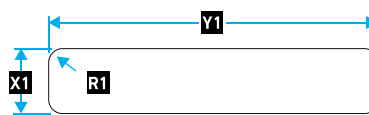
### Specifications options:

- Handles: clip (standard) / twist (option)
- Moulding colour Grey
- Acrylic colour: Grey (standard) other colours optional
- Frame colour: Silver anodized (standard) other finishes available
- Come complete with trim and flyscreen

### Standard Portlight Dimensions



### Standard Portlight Cut-out



PART NUMBER	SIZE	OVERALL DIMENSIONS								CUT-OUT DIMENSIONS						PORTLIGHT WEIGHT		ACRYLIC WINDOW THICKNESS	
		X LENGTH		Y WIDTH		Z HEIGHT		R RADII		X1 LENGTH		Y1 WIDTH		R1 RADII					
		mm	in	mm	in	mm	in	mm	in	mm	in	mm	in	mm	in	kg	lb	mm	in
393020200	0	176	6 15/16	323	12 11/16	4	5/32	62.0	2 7/16	156	6 1/8	303	11 15/16	52.0	2 1/16	1.1	2.42	6	1/4
393120200	1	191	7 1/2	367	14 7/16	4	5/32	62.0	2 7/16	171	6 3/4	347	13 11/16	52.0	2 1/16	1.3	2.86	6	1/4
393180200	1RE	191	7 1/2	367	14 7/16	4	5/32	95.5	3 3/4	171	6 3/4	347	13 11/16	85.5	3 3/8	1.3	2.86	8	5/16
393220200	2	176	6 15/16	425	16 3/4	4	5/32	62.0	2 7/16	156	6 1/8	405	15 5/16	52.0	2 1/16	1.4	3.08	8	5/16
393320200	3	191	7 1/2	449	17 11/16	4	5/32	62.0	2 7/16	171	6 3/4	429	16 7/8	52.0	2 1/16	1.7	3.74	10	3/8
393420200	4	191	7 1/2	646	25 7/16	4	5/32	62.0	2 7/16	171	6 3/4	626	24 11/16	52.0	2 1/16	2.4	5.28	8	5/16
393440200	4R	195	7 11/16	708	27 7/8	4	5/32	62.0	2 7/16	175	6 7/8	688	27 1/16	52.0	2 1/16	2.4	5.28	8	5/16
393460200	4L	195	7 11/16	708	27 7/8	4	5/32	62.0	2 7/16	175	6 7/8	688	27 1/16	52.0	2 1/16	2.4	5.28	8	5/16
393520200	5	264	10 3/8	449	17 11/16	4	5/32	62.0	2 7/16	244	9 5/8	429	16 7/8	52.0	2 1/16	2.3	5.15	10	3/8
393780200	7RE	191	7 1/2	425	16 3/4	4	5/32	95.5	3 3/4	171	6 3/4	405	15 15/16	85.5	3 3/8	2.4	5.28	8	5/16

Maximum hull thickness 34mm  
Minimum hull thickness 7mm

All portlights are supplied with 12 off M5 x 25 screws for hull thickness 17-25mm  
Portlights should be fitted to a flat surface +/-1mm