




Mainsail / Boom Vangs




35-20




35-04



35-01



35-03



35-13



35-20


35-13

Boom Vang Kits

A must on any boat, large or small, boom vang are primarily used to control the leech of the mainsail by restraining the boom from rising when sailing. This helps eliminate excessive sail twist which when left uncontrolled can make your boat unstable with an increased tendency to roll in waves.

Investment cast snap shackles offer quick and exacting placement of the tackle allowing the system to be moved to the toe rail for use as a preventer. This arrangement "prevents" the boom from swinging back into the boat in light air and also helps avoid accidental gybes in heavy air.

Item	Purchase	Boat Size Up To* LOA, Displ., Sail Area	Include Line	SWL	Weight
35-20	4.1	20', 2000 lbs., 225 sq.ft. (6m, 910kg, 21m2)	20'x1/4" (6.1mx6mm)	900 lbs. (410kg)	1 lb. 4 oz. (567g)
35-04	4.1	27', 5000 lbs., 315 sq.ft. (8m, 2270 kg, 29m2)	25'x5/16" (7.6mx8mm)	1000 lbs. (450kg)	2 lbs. (907g)
35-01	3.1	33', 12000 lbs., 520 sq.ft. (10m, 5455kg, 48m2)	30'x3/8" (9.1mx10mm)	1750 lbs. (795kg)	2 lbs. 7 oz. (1.11kg)
35-03	4.1	33', 12000 lbs., 520 sq.ft. (10m, 5455kg, 48m2)	40'x3/8" (12.2mx10mm)	1750 lbs. (795kg)	3 lbs. 1 oz. (1.39kg)
35-13	4.1	38', 18000 lbs., 715 sq.ft. (11.5m, 8182kg, 66m2)	40'x3/8" (12.2mx10mm)	2250 lbs. (1020kg)	4 lbs. 4 oz. (1.93kg)



You can easily "double" your purchase to an 8:1 system with the addition of a boom mounted single block and mast dead-end. Call Schaefer for specific recommendations.