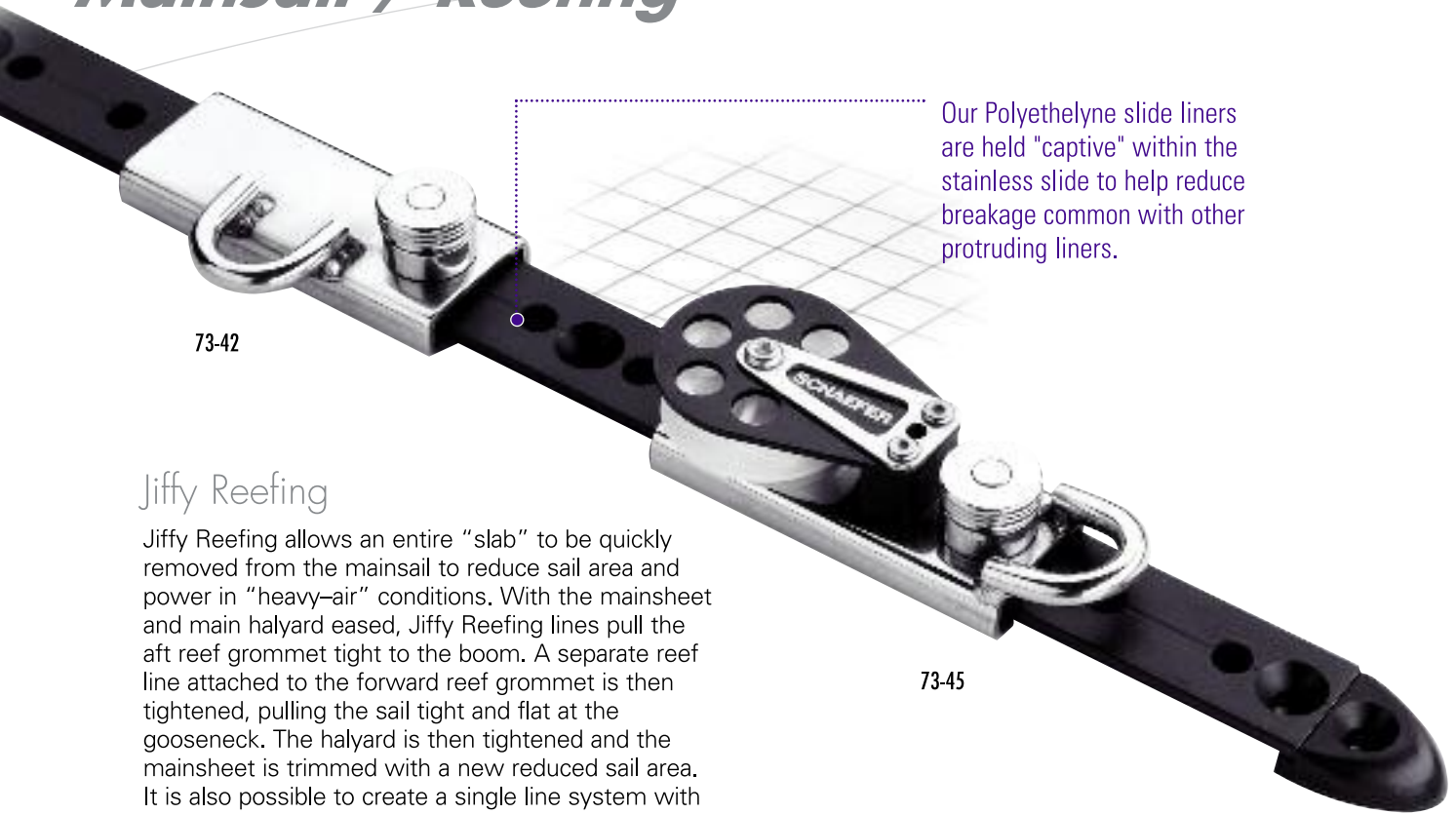


# Mainsail / Reefing



Our Polyethylene slide liners are held "captive" within the stainless slide to help reduce breakage common with other protruding liners.

## Jiffy Reefing


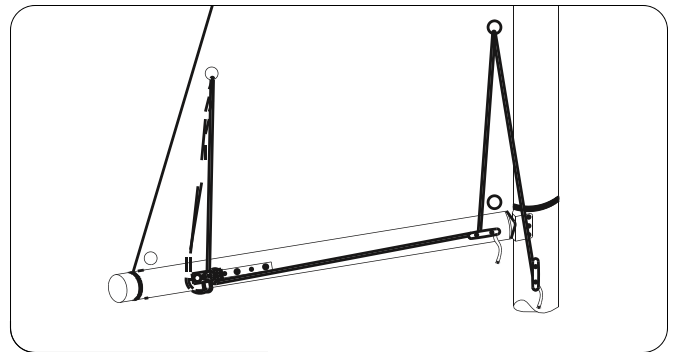
Jiffy Reefing allows an entire "slab" to be quickly removed from the mainsail to reduce sail area and power in "heavy-air" conditions. With the mainsheet and main halyard eased, Jiffy Reefing lines pull the aft reef grommet tight to the boom. A separate reef line attached to the forward reef grommet is then tightened, pulling the sail tight and flat at the gooseneck. The halyard is then tightened and the mainsheet is trimmed with a new reduced sail area. It is also possible to create a single line system with Schaefer's unique block selection. Contact Schaefer for more options.



73-42



73-45



73-36



73-37

Adjustable Jiffy Reefing sliders with welded bails, ride on boom-mounted track to provide proper dead-end attachment point location fore and aft. The reefing line dead ends on the stainless steel bail, leads under the boom and up through the reefing grommet in the sail. The block version leads the line forward along the boom to a spar mounted jam cleat.

Item	Descrip. Sheave	Track Size	Boat Size*	Bail Width	Bail Height	L	W	H	Weight
73-36	Jiffy Reef Slide/Bail/ Lined	1" x 1/8" (25mm x 3mm)	Up to 30' (9.1m)	5/8" (16mm)	7/16" (11mm)	3" (76mm)	1-27/32" (47mm)	15/16" (24mm)	4 oz. (113g)
73-37	Jiffy Reef Block/Bail/ Lined	1" x 1/8" (25mm x 3mm)	Up to 30' (9.1m)	5/8" (16mm)	1-1/16" (27mm)	3" (76mm)	2-7/16" (62mm)	31/32" (25mm)	4 oz. (113g)
73-42	Jiffy Reef Slide/Bail/ Lined	1-1/4" x 3/16" (32mm x 5mm)	Up to 35' (10.7m)	13/16" (21mm)	17/32" (13mm)	4" (102mm)	2-11/32" (60mm)	1-3/32" (28mm)	5 oz. (142g)
73-45	Jiffy Reef Block/Bail/ Lined	1-1/4" x 3/16" (32mm x 5mm)	Up to 35' (10.7m)	13/16" (21mm)	1-3/16" (30mm)	3-19/32" (91mm)	3" (76mm)	1-5/32" (30mm)	8 oz. (227g)